

# ACCESSORY

## OFFSET LADDER DOOR PULL

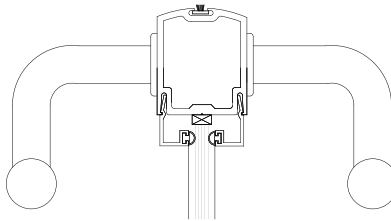
### Key Features:

- For Swing and Sliding Doors
- Aluminum or Wood Door mounting
- Optional Glass Mounting Capability
- Barrier free compliant
- Offset design allows access to optional lock
- Ergonomic design
- Solid steel up to 48" tall
- 7 year manufacturers warranty

### Available Finishes\*:

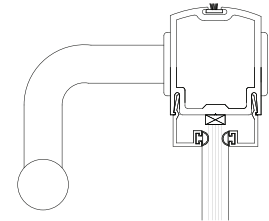
- Brushed Stainless Steel
- Colour match to PC350 Frame; Black, Brown, Graphite or Pearl White

\*For full range of optional finishes please contact PC350



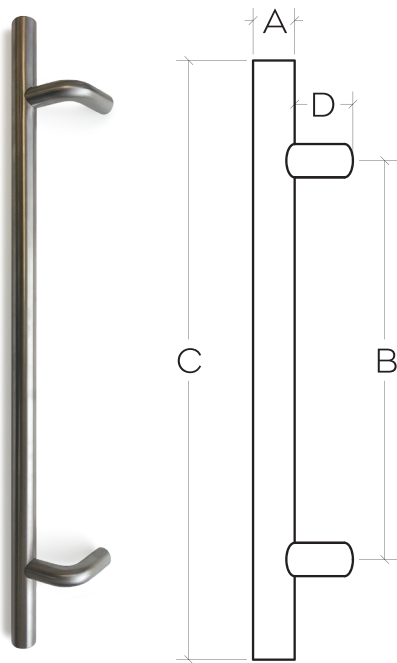
### Back to Back (horizontal section)

Back to back mounting for aluminum or wood doors



### Single Side (horizontal section)

End cap mounting for aluminum or wood doors



| Size         | Overall Length |         |         |            |
|--------------|----------------|---------|---------|------------|
|              | A              | B       | C       | D - Offset |
| Optional 24" | 1"             | 18" CTC | 24" O/A | 1-3/4"     |
| Standard 30" | 1"             | 24" CTC | 30" O/A | 1-3/4"     |
| Optional 36" | 1"             | 24" CTC | 36" O/A | 1-3/4"     |
| Optional 48" | 1"             | 36" CTC | 48" O/A | 1-3/4"     |
| Optional 72" | 1"             | 48" CTC | 72" O/A | 1-3/4"     |

For more information please contact your PC350 Representative.

130 Nolan Court, Markham, ON L3R 2V7  
T: 905.475.6022  
E: info@pc350.com